



## Print specifications

- Regular Pano lug cap with PVC or BLUESEAL® compound
- Deep Pano lug cap with PVC or BLUESEAL® compound
- Pano snap-on cap SR, SRB, SPS
- Pano disposable cap AK
- Pano 2-piece metal can

## Print specifications

---

While creating your print templates, please pay attention to the specifications given here and the dimensions applicable to your cap.

### 1. Printing

We undertake painting and offset printing of tinplate and aluminium according to customer specifications. We use conventional and UV printing inks.

We print with a 60 lines grid.

### 2. File format

As the print template, we require a PDF file with PDF/X-3:2002 as the minimum standard and the ISO Coated colour profile.

### 3. Fonts and lines

Fonts for positive printing must be at least 5 pt in size, and those for negative printing at least 8 pt (particularly the texts on ingredients).

Lines for positive printing must have a thickness of at least 0.2 pt and those for negative printing of at least 0.5 pt.

When printing on metal, tolerances are unavoidable. Therefore, always keep a safety distance to the upper and lower edge of the cap rim when applying the lettering.

When using deep caps or 2-piece metal cans, the lettering on the cap rim might get distorted. This applies to the following caps and cans: DTO/DOB 58, 66 and 82, UT 97/33 and 97/40.

### 4. Trim

Please keep a bleed margin of 3 mm, and put registration marks directly on the cutting edge when creating your print template.

### 5. Colours and finishing

We print in CMYK and in all desired full-tone colours (Pantone, HKS).

Please note that only a low level of ink application is allowed in the area of the cap curl.

Non-dominant colours in the negative font must be kept 0.1 mm wider.

The black colour should not be knocked out.

To avoid white gaps and overlaps, we recommend a trapping of 0.15 to 0.3 mm.

### 6. Print approval

The basis for printing is a contract proof approved by the client. We will create the proof on the basis of your print template, free of cost. We use a special paper whose degree of whiteness is almost the same as that of a white lacquered metal sheet.

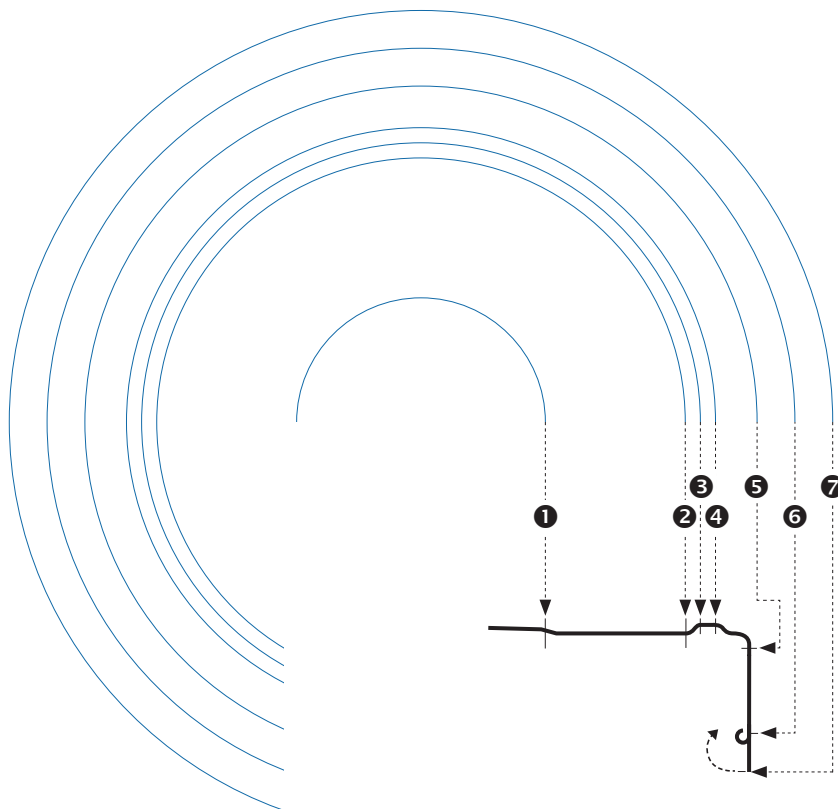
An even better colour guarantee is offered by a digital press proof on white lacquered metal sheet or aluminium, which we can prepare on request for a fee.

We will make subsequent adaptations to your print template upon request against reimbursement of costs.

## Regular Pano luc cap with PVC or BLUESEAL® compound [mm Ø]

Closure type	① Outer button	② Face side	③ Inner compound canal	④ Outer compound canal	⑤ Rim top*	⑥ Rim bottom*	⑦ Section
RUB/RUP 38	20.0	27.0	32.0	37.0	45.0	52.0	62.0
TWS/TSB 48	25.0	35.0	40.0	44.0	53.0	60.0	69.0
TWS/TSB 53	35.0	40.0	45.0	49.0	60.0	69.0	78.5
TWS/TSB 58	40.0	45.0	48.0	52.0	64.0	71.0	82.0
TWS/TSB 63	34.0	51.0	55.0	59.0	70.0	79.0	89.0
TWS/TSB 66	34.0	54.0	58.0	61.0	72.0	80.0	91.0
TWS/TSB 70	31.0	58.0	63.0	66.0	75.0	85.0	95.0
TWS/TSB 77	36.0	65.0	68.0	72.0	83.0	92.0	102.0
TWS/TSB 82	38.0	70.0	74.0	78.0	89.0	99.0	109.0

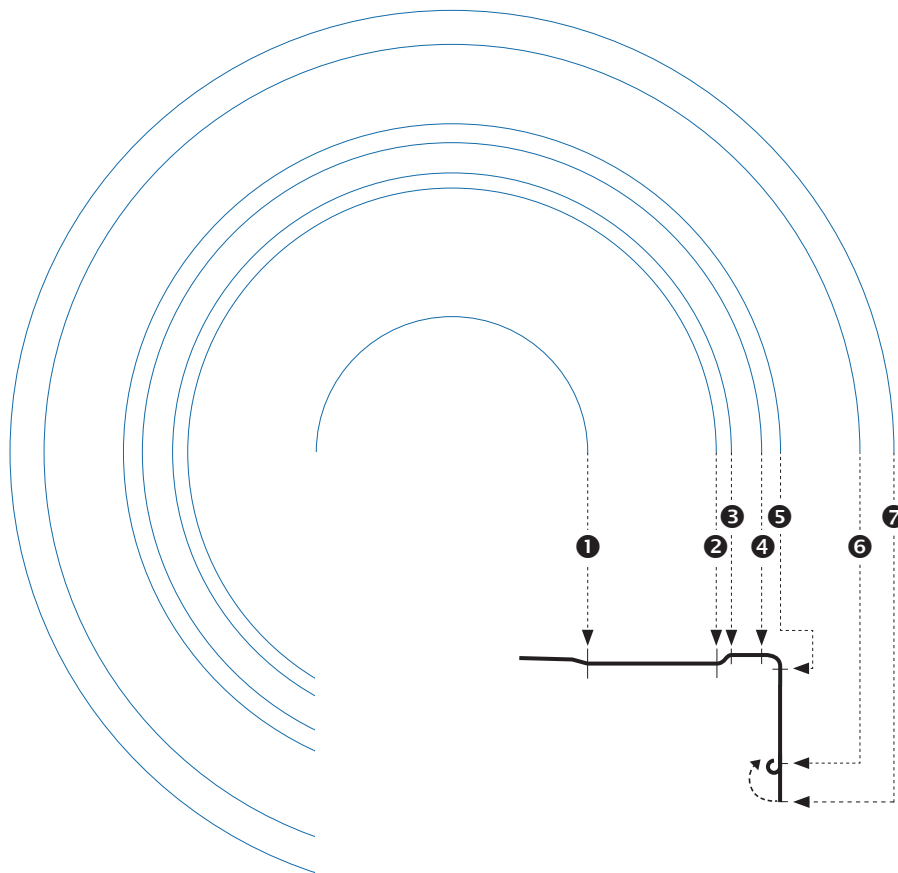
\*visible area of the rim



## Deep Pano lug cap with PVC or BLUESEAL® compound [mm Ø]

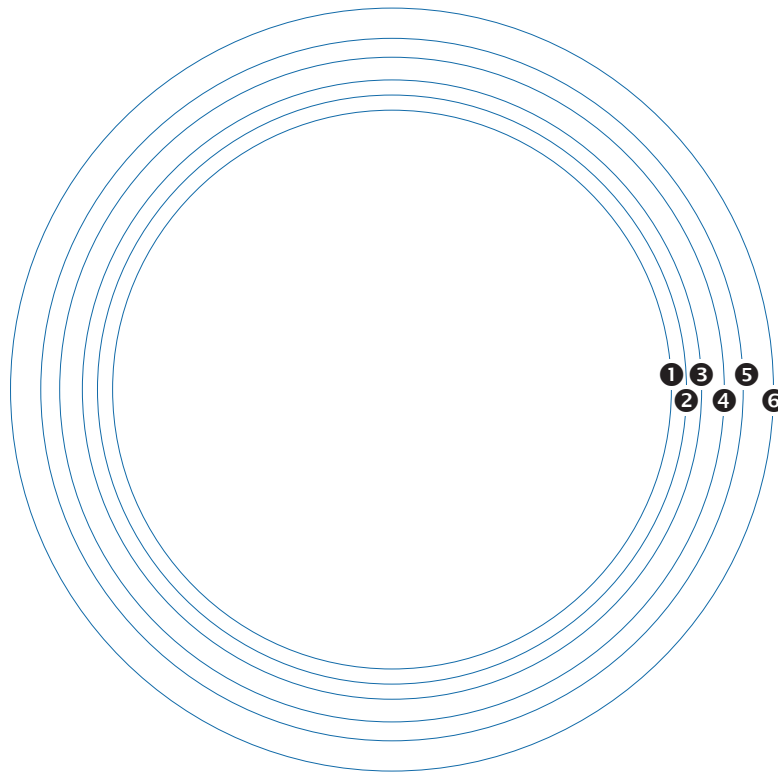
Closure type	① Outer button	② Face side	③ Inner compound canal	④ Outer compound canal	⑤ Rim top*	⑥ Rim bottom*	⑦ Section
DTO/DOB 58	34.0	44.0	50.0	56.0	63.0	80.0	90.0
DTO/DOB 66	34.0	53.0	58.0	66.0	72.0	90.0	99.8
DTO/DOB 82	38.0	68.0	75.0	82.0	88.0	108.0	117.0

\*visible area of the rim



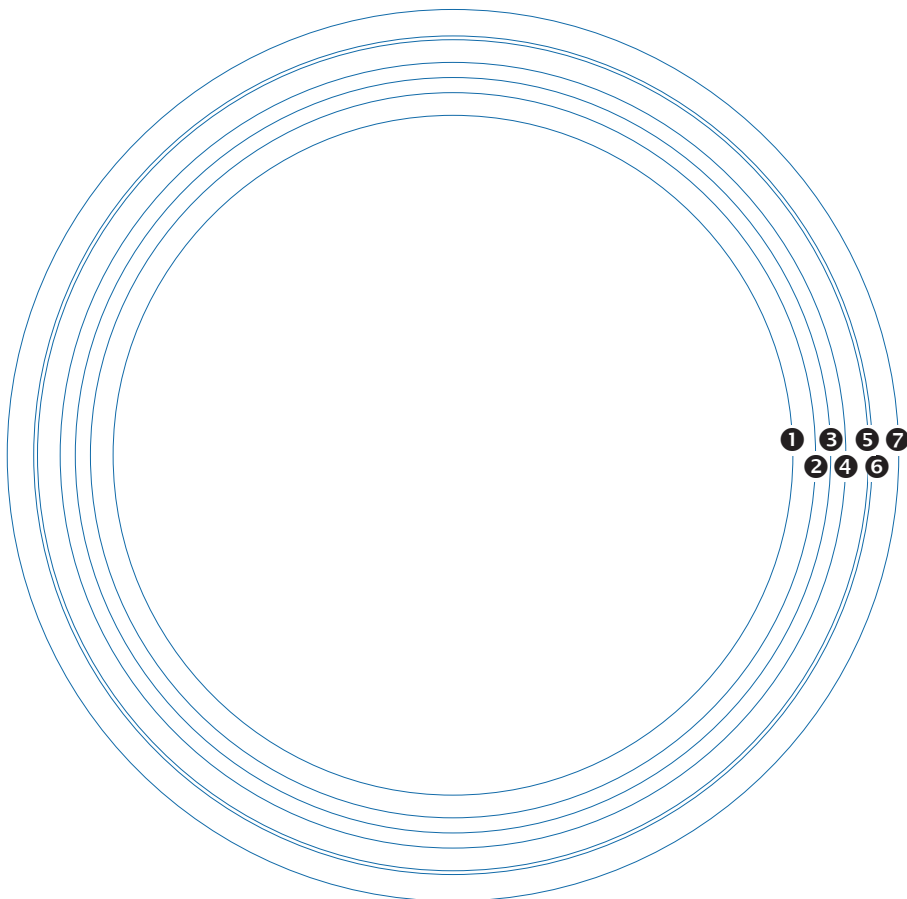
## Pano snap-on cap SR, SRB, SPS [mm Ø]

Closure type	① Face side	② Inner compound canal	③ Outer compound canal	④ Inner rim	⑤ Outer rim	⑥ Section
SR 61.5	52.0	57.0	61.0	65.0	71.0	79.5
SR 63.5	55.0	60.0	64.0	69.0	74.0	82.5
SR 65	55.0	61.0	65.0	70.0	75.0	83.0
SR 68	59.0	63.0	67.0	75.0	80.0	87.0
SR 70	60.0	66.0	70.0	75.0	80.0	90.0
SR 79	69.0	75.0	79.0	85.0	90.0	98.0
SR 82	74.0	78.0	82.0	88.0	93.0	101.0
T45/T45s	35.0	40.0	44.0	50.0	58.0	



## Pano disposable cap AK [mm Ø]

Closure type	① Face side	② Inner compound canal	③ Outer compound canal	④ Inner rim	⑤ Outer rim	⑥ Lug spindle	⑦ Section
AK 103	90.0	96.0	100.0	104.0	110.0	111.0	118.0
AK 116	105.0	110.0	115.0	116.0	120.0	120.0	129.0



## Pano 2-piece metal can [mm Ø]

Cap	① Face side	② Face end	③ Step	④ Inner rim	⑤ Outer rim	⑥ Section
D 97/11	90.0	92.0	97.0	100.0	113.0	120.0
D 76/11	68.0	70.0	76.0	80.0	90.0	98.0
<b>Tin can</b>						
UT 97/33	80.0	90.0	95.0	100.0	130.0	156.0
UT 97/40	80.0	90.0	95.0	100.0	132.0	165.0
UT 76/20	64.0	70.0	75.0	80.0	92.0	110.0

