

## Print specifications

---

Regular Pano lug cap with PVC or BLUESEAL<sup>®</sup> compound

Deep Pano lug cap with PVC or BLUESEAL<sup>®</sup> compound

Pano snap-on cap SR, SRB, SPS

Pano disposable cap AK

Pano 2-piece metal can

## Print specifications

---

While creating your print templates, please pay attention to the specifications given here and the dimensions applicable to your cap.

### 1. Printing

We undertake painting and offset printing of tinfoil and aluminium according to customer specifications. We use conventional and UV printing inks.

We print with a 60 lines grid.

### 2. File format

As the print template, we require a PDF file with PDF/X-3:2002 as the minimum standard and the ISO Coated colour profile.

### 3. Fonts and lines

Fonts for positive printing must be at least 5 pt in size, and those for negative printing at least 8 pt (particularly the texts on ingredients).

Lines for positive printing must have a thickness of at least 0.2 pt and those for negative printing of at least 0.5 pt.

When printing on metal, tolerances are unavoidable. Therefore, always keep a safety distance to the upper and lower edge of the cap rim when applying the lettering.

When using deep caps or 2-piece metal cans, the lettering on the cap rim might get distorted. This applies to the following caps and cans: DTO/DOB 58, 66 and 82, UT 97/33 and 97/40.

### 4. Trim

Please keep a bleed margin of 3 mm, and put registration marks directly on the cutting edge when creating your print template.

### 5. Colours and finishing

We print in CMYK and in all desired full-tone colours (Pantone, HKS).

Please note that only a low level of ink application is allowed in the area of the cap curl.

Non-dominant colours in the negative font must be kept 0.1 mm wider.

The black colour should not be knocked out.

To avoid white gaps and overlaps, we recommend a trapping of 0.15 to 0.3 mm.

### 6. Print approval

The basis for printing is a contract proof approved by the client. We will create the proof on the basis of your print template, free of cost. We use a special paper whose degree of whiteness is almost the same as that of a white lacquered metal sheet.

An even better colour guarantee is offered by a digital press proof on white lacquered metal sheet or aluminium, which we can prepare on request for a fee.

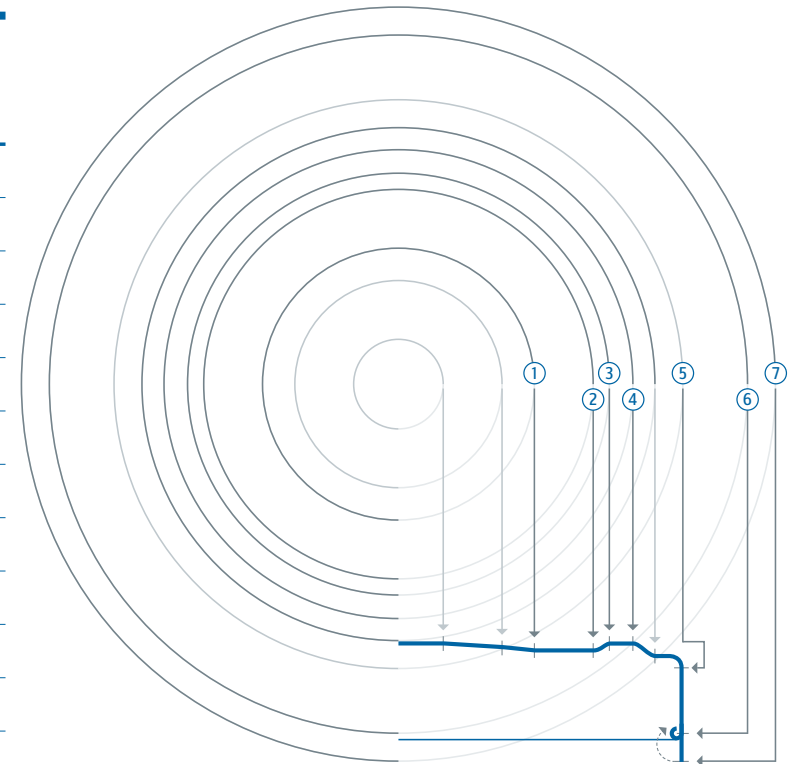
We will make subsequent adaptations to your print template upon request against reimbursement of costs.

Print specifications

## Regular Pano lug cap with PVC or BLUESEAL<sup>®</sup> compound [mm Ø]

Closure type	① Outer button	② Face side	③ Inner compound canal	④ Outer compound canal	⑤ Rim top*	⑥ Rim bottom*	⑦ Section
<b>RUB/RUP 38</b>	15.0	27.0	32.0	37.0	45.0	52.0	62.0
<b>TWS/TSB 48</b>	30.0	35.0	40.0	44.0	52.0	62.0	69.0
<b>TWS/TSB 53</b>	32.0	40.0	45.0	49.0	60.0	70.0	78.5
<b>TWS/TSB 58</b>	32.0	45.0	48.0	52.0	62.0	74.0	82.0
<b>TWS/TSB 63</b>	32.0	50.0	55.0	59.0	69.0	80.0	89.0
<b>TWS/TSB 66</b>	32.0	54.0	58.0	62.0	72.0	82.0	91.0
<b>TWS/TSB 70</b>	32.0	58.0	63.0	67.0	75.0	86.0	95.0
<b>TWS/TSB 77</b>	36.0	64.0	68.0	72.0	82.0	94.0	102.0
<b>TWS/TSB 82</b>	36.0	70.0	74.0	78.0	87.0	100.0	109.0
<b>TWS/TSB 89</b>	36.0	76.0	82.0	86.0	95.0	110.0	118.0
<b>TWS/TSB 100</b>	36.0	88.0	93.0	97.0	105.0	124.0	131.0

\*visible area of the rim

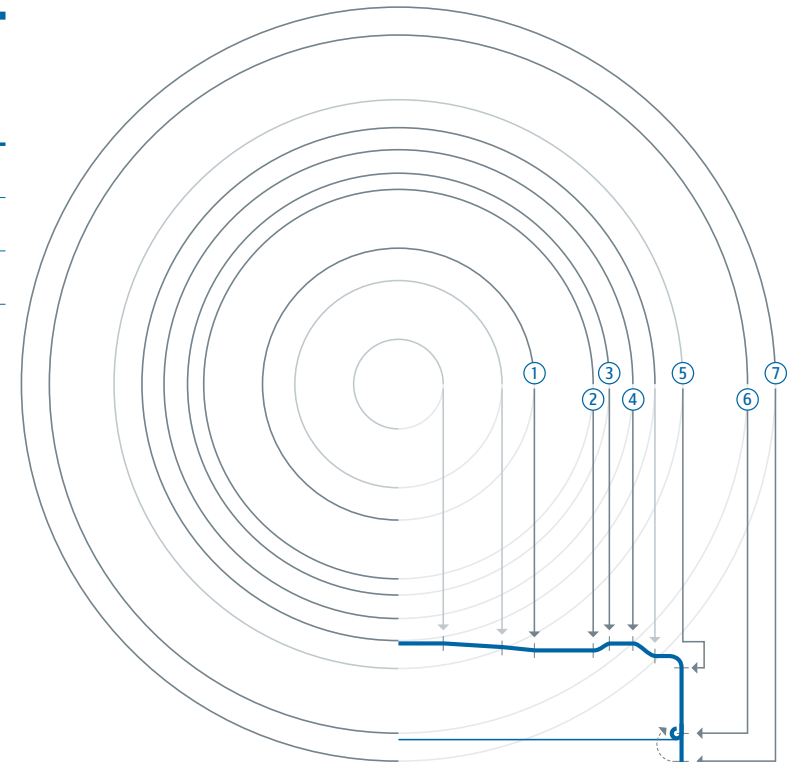


Print specifications

## Deep Pano lug cap with PVC or BLUESEAL<sup>®</sup> compound [mm Ø]

Closure type	① Outer button	② Face side	③ Inner compound canal	④ Outer compound canal	⑤ Rim top*	⑥ Rim bottom*	⑦ Section
<b>DTO/DOB 58</b>	32.0	44.0	48.0	56.0	62.0	82.0	90.0
<b>DTO/DOB 66</b>	32.0	54.0	58.0	65.0	71.0	93.0	99.8
<b>DTO/DOB 82</b>	36.0	70.0	74.0	78.0	87.0	118.0	117.0

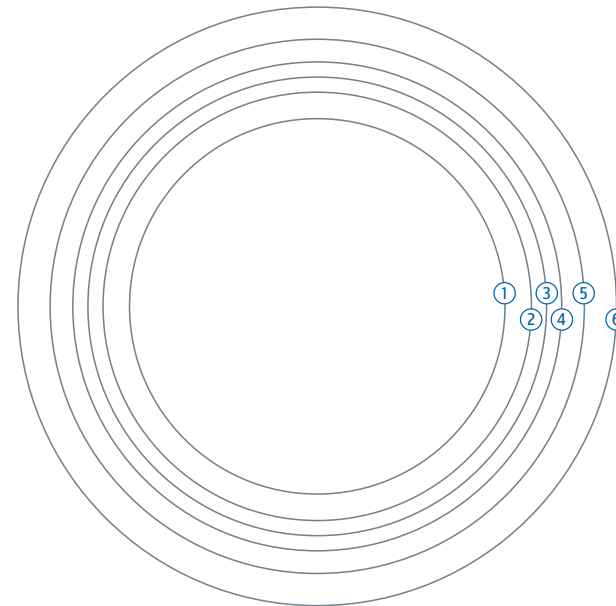
\*visible area of the rim



Print specifications

## Pano snap-on cap SR, SRB, SPS [mm Ø]

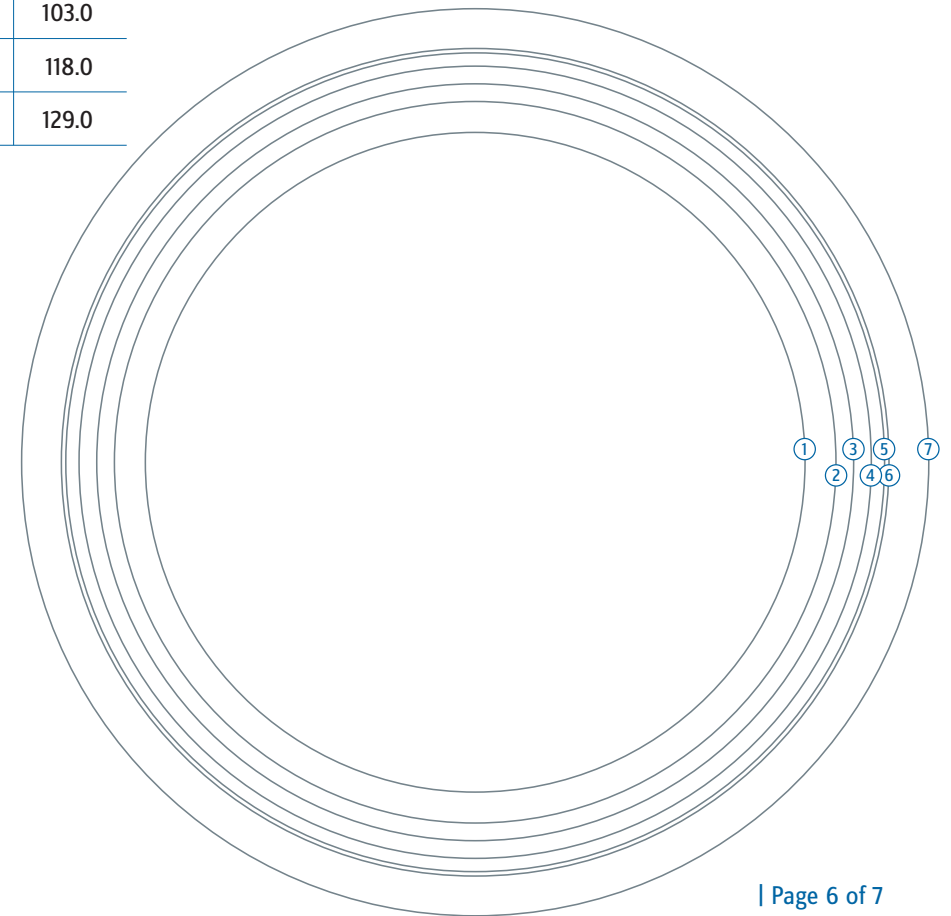
Closure type	① Face side	② Inner compound canal	③ Outer compound canal	④ Inner rim	⑤ Outer rim	⑥ Section
<b>SR 61.5</b>	52.0	57.0	61.0	65.0	71.0	79.5
<b>SR 63.5</b>	55.0	60.0	64.0	69.0	74.0	82.5
<b>SR 65</b>	55.0	61.0	65.0	70.0	75.0	83.0
<b>SR 68</b>	59.0	63.0	67.0	75.0	80.0	87.0
<b>SR 70</b>	60.0	66.0	70.0	75.0	80.0	90.0
<b>SR 79</b>	69.0	75.0	79.0	85.0	90.0	98.0
<b>SR 82</b>	74.0	78.0	82.0	88.0	93.0	101.0



Print specifications

## Pano disposable cap AK [mm Ø]

Closure type	① Face side	② Inner compound canal	③ Outer compound canal	④ Inner rim	⑤ Outer rim	⑥ Lug spindle	⑦ Section
<b>AK 89</b>	75.0	82.0	86.0	90.0	93.0	94.0	103.0
<b>AK 103</b>	90.0	96.0	100.0	104.0	110.0	111.0	118.0
<b>AK 116</b>	105.0	111.0	115.0	116.0	120.0	120.0	129.0



Print specifications

## Pano 2-piece metal can [mm Ø]

	① Face side	② Face end	③ Step	④ Inner rim	⑤ Outer rim	⑥ Section
<b>Cap</b>						
<b>D 97/11</b>	90.0	92.0	97.0	100.0	113.0	120.0
<b>D 76/11</b>	68.0	70.0	76.0	80.0	90.0	98.0
<b>Tin can</b>						
<b>UT 97/33</b>	80.0	90.0	95.0	100.0	130.0	156.0
<b>UT 97/40</b>	80.0	90.0	95.0	100.0	132.0	165.0
<b>UT 76/20</b>	64.0	70.0	75.0	80.0	92.0	110.0

